

A full-page background image showing a mountain biker in a yellow shirt and blue helmet riding down a steep, rocky trail. The biker is leaning forward, navigating a descent. The trail is composed of loose rocks and gravel, with some sparse green vegetation. In the background, a steep, rocky mountain slope rises under a blue sky with scattered white clouds.

**SPORTS
UNLIMITED®**

The single track paradise of the Alps

davos.ch/bike
klosters.ch/bike

The logo for Davos Klosters, featuring a stylized mountain peak composed of two overlapping triangles: a yellow one on the left and a blue one on the right.

**DAVOS®
KLOSTERS**

MEET YOUR COMMUNITY




facebook.com/DavosKlostersBike



instagram.com/DavosKlosters



@miklasspohr
Davos Klosters



@miklasspohr
#davosmtb #mothernature #trailtolerance




@perfekt_moments_by_mike_gerber
Davos Klosters



@perfekt_moments_by_mike_gerber
#davosklosters #trailsüchtig #ridehardfeelgood



@bigiii
Davos Klosters



@bigiii_
#davosklosters #enduro #mtbgirl #mtblove



@andographie
Davos Klosters



@andographie
#davos #mtb #enduro




@alphaphoto.swiss
Davos Klosters



@alphaphoto.swiss
#davosklostersbike #lovetoride #mountainlovers



@andrischorro
Davos Klosters



@andrischorro
#davosklosters #bikersheaven #esischhüb-
schwennshübschisch #pischa




**THREE DAYS
UNDER POWER**

***Higher, faster, further: true to the motto
'Expand your limits', our photo story shows
the new possibilities with an e-bike
for an ultimate hut tour in Davos Klosters.***

When you're used to doing things a certain way, it's hard to switch, even if there's an easier alternative. That's how I felt about e-bikes, but I was pleasantly surprised. For a long time, e-bikes were seen as not sporty, too heavy, or just for old folks. But this viewpoint is outdated, and the reputation of e-bikes has done an about face. Even Danny MacAskill's latest video has him riding an e-bike. Suddenly, there's a whole new world of opportunity: Thanks to "uphill flow", steep climbs are a piece of cake, and a day trip becomes a quick evening spin. Even long rides to get to the flowingest single-track trails are over in no time.

Totally dope

These words are as fitting for a Davos Klosters e-bike mountain hut tour as a fine-tuned SRAM XX1 trigger shifter on your dream bike. Because once we were a few kilometers into our ride down the Flüelatal and up to Tschuggen, things got pretty dope. Totally dope. A longer climb along a narrow, serpentine track leads from the Flüela Pass up to the Pisch mountain station. Just thinking about how this climb feels on a normal bike makes me break out in a sweat. But this time, things were different: My legs kept pumping at a surprisingly regular cadence, and my pulse didn't hit the roof, despite the thinning air at 2,400 meters above sea level. A look at the time and we were even more surprised: We made it to the top in almost half the time. This was definitely a plus, because we still had quite a route ahead of us. To be precise, over the next three days, we would be covering 130 kilometers of trails, with an elevation gain of 5,500 meters. That's why we didn't want to waste any time, despite the amazing panorama. All we had time for is a quick sip from our water bottles. And onwards and upwards.





Shredding the flow trails along the ridge

From the Pischas mountain station, a flow trail winds its way along the Pischas ridge to the peak of Hüreli. In summary: a good two-and-a-half kilometers of sheer riding pleasure. In addition to the motorized help on the ascent, the second advantage of the new e-bike: They're amazingly maneuverable. We released the brakes and went for it. The first bump and we got air. Maximum fun factor. Riding the jump was as easy as it would be on a regular bike. Despite its 20-kg weight, the e-bike didn't feel the least bit sluggish or heavy. The trail forks to the right just before the peak of the Hüreli. Even the trail's short, steep climb didn't put a damper on our good spirits. A quick flick of the finger is all it takes to activate the motor to make things easier. No sooner were we up, than the scenery changed: no more of the wild ridge offering a panoramic view of the city of Davos and the distinctive mountain slopes; this trail took us past mountain meadows filled with

sweet-smelling flowers and some charming alpine huts weathered by the elements. Heidi of the classic book by the same name would have felt at home here. One thing, however, remained the same: the trail continued as an easy flow, without too many obstacles. At least until we got back into the forest. This is where things started to get a bit more technical: it was a bit chundery, with a few roots on the trail until we reached Klosters. But the ride continued to be pure pleasure.

Some of the battery's shortcomings

On this note: We were having so much fun riding, we totally forgot to check the battery display. Go figure! We'd paid a price for those steep climbs. If you're one to start feeling antsy when the battery percentage status bar on your phone is down, you can imagine what was going through our heads. Luckily, we weren't too far from the end of our first leg: the Vereina moun-

tain hut. Would the battery keep its charge until we got there? Somewhat worried, we cruised along the forest trail until we reached the fork to the Vereinatal valley, trying to think of other things. The scenery around us was a great distraction. A small clearing in the woods gave us a good view of the Silvretta Glacier, which was easy to see in the dim evening light. Wow! It couldn't be much further. The trail gradually got steeper and more technical. Now and then, we had to get off and push. But at last, we were able to see the hut. We'd made it! The hut caretaker, Köbi, was awaiting us with homemade specialties. Just in the nick of time, because the battery's display showed just one bar. We were lucky. We quickly pulled out the charge cords and plugged them in so we could charge our almost empty batteries. Good to know: Most of the huts have outlets, but make sure you take the right charge cord.

A rough downhill ride

Day broke in the Vereinatal Valley. We'd filled our water bottles and fully charged our batteries: We were ready to head out for our second and most challenging leg of the e-bike mountain hut tour. A look at the map showed that this was going to be a physically demanding day, despite our motor backup: 52 kilometers, with an elevation gain of about 2100 meters. But after all,

this tour was not for the faint-of-heart. We rode out of the valley, towards Klosters. From there, the route goes along the Duranna and Casanna Pass, all the way to Parsenn, north of the Weissfluh Peak. To spare ourselves the stress of worrying about the battery levels, we decided to take the Gotschnabahn cable car. Once we got to the top, we took the nicely flowing Totalpsee trail. From this point forward, the trail requires a whole lot of finesse. It's steep, and really chundery in parts. Not exactly a leisurely Sunday ride; more of a rough downhill ride all the way to Davos. Our maxim: close your eyes and send it. We took a quick breather at Lake Davos. Still stoked on our adrenaline rush, we wasted no energy tackling the remaining 16 kilometers through the Dischmatal valley up to Alp Dürrboden thanks to the e-motor.

Bonked despite the e-bike

The sun had still not peeked over the slopes of Piz Grialetsch when we headed out on the final leg of our e-bike mountain hut tour. The early-morning air was so cold, our legs and arms were immediately covered in goosebumps. But before too long, things started getting pretty gnarly. Despite the e-bikes, we were totally bonked on the last stretch up to the Scaletta Pass. After two, three painful attempts, we gave up – and pushed. I dare you to say that e-biking is not





a workout. Either way, the sweat was worth it: As a reward, once we reached the other side, a five-kilometer single-track trail took us through the alpine moonscape to the Alp Funtauna. We couldn't help but break into a grin on this flowing trail. The earlier exertion? Forgotten! At least for a bit.

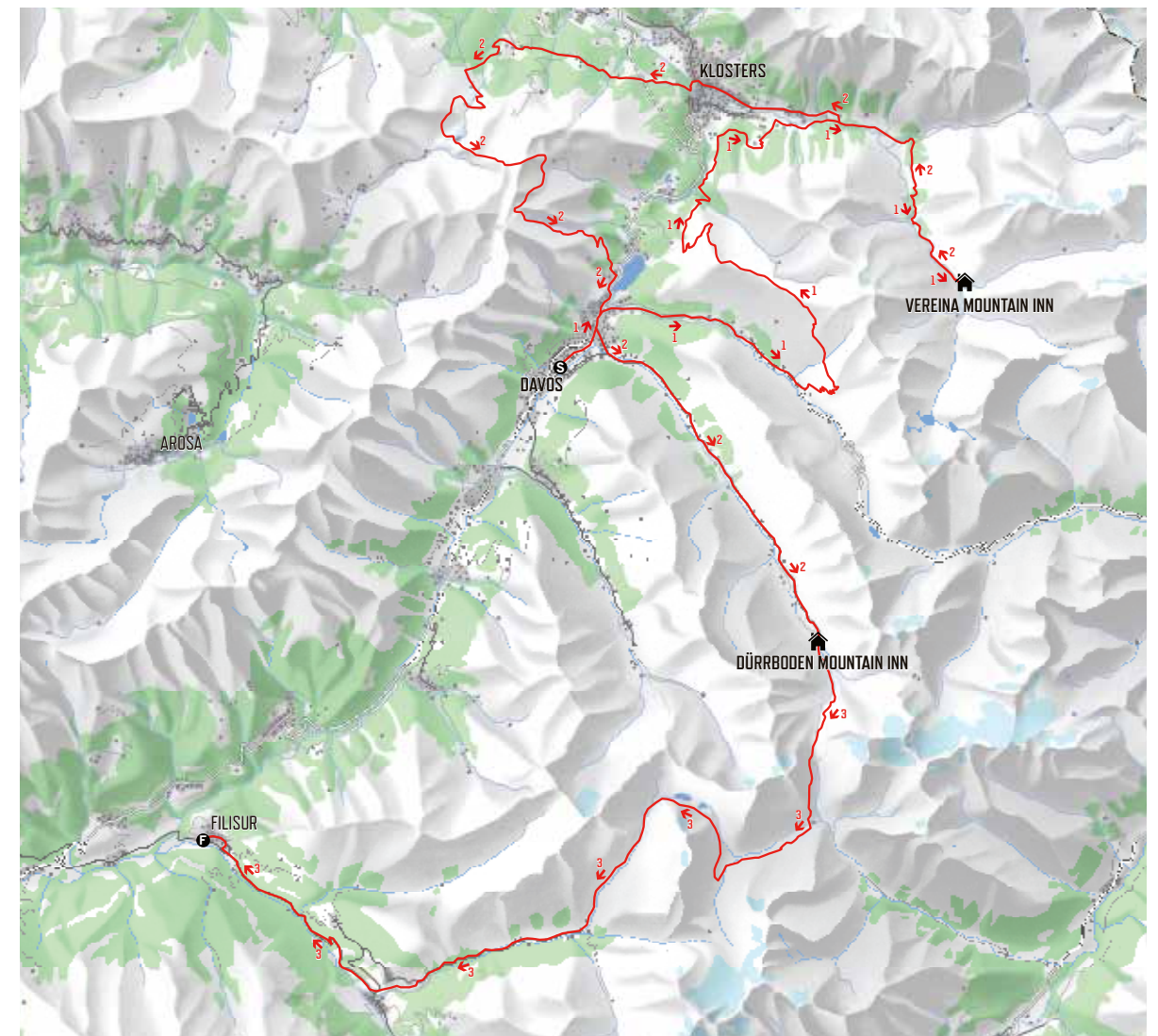
Instagram-worthy shots

The trail winds through treeless Val Funtauna. Wide open spaces! Around us, mountain peaks with a fresh dusting of snow – a hint of Tibet, right in the heart of the canton of Grisons. Suddenly, civilization seemed so far away

But the single-track trail snakes steeply up the mountain and is quite a grunt. We used every last bit of energy we had, even with the motor. However, at the top we were met with an amazing view: the deep green alpine lakes Lai da Ravais-ch Sur and Suot. Instagram filters? No need! We put our bikes down in the meadow and simply savored the fact that we were there. We enjoyed a few long, deep breaths. Our e-bike adventure would soon be drawing to a close. Fittingly, the trail from this point forward is just downhill, all the way to Bergün. And then suddenly it turns to asphalt, all the way to the

train station in Filisur. But even if all good things must come to an end, this trip ended on a high note: A heritage train, the Rhätischen Bahn (RhB), took us back to Davos, but went right past the fabulous Zügen Gorge. The train ride brought back all the impressions of the last three days and it was like watching a gripping slideshow – three days under power. An e-bike adventure that we won't soon forget.

davos.ch/e-bike
klosters.ch/e-bike



Davos Klosters E-Bike Hut Tour

Three days on the go, two mountain huts for overnight stays: the e-bike hut tour covers almost 130 kilometres and around 5,500 meters of altitude. In order to enjoy the e-bike adventure untroubled, it is essential that you take a spare battery with you or schedule in a lunch break for recharging. Happy trails!

Stage 1:

Distance: 40,6 km
 Vertical meters: ↑1785, ↓1383

Berghaus Vereina
 Phone +41 81 422 12 16,
berghausvereina.ch

Stage 2:

Distance: 50,8 km
 Vertical meters: ↑2170, ↓2106

Berggasthaus Dürrboden
 Phone +41 81 416 34 14,
duerrboden.ch

Stage 3:

Distance: 36 km
 Vertical meters: ↑1104, ↓2031

Tip: You can save yourself a 1500-metre climb with the Gotschnabahn lift up to Parsenn.

TRAIL TICKET

THE IDEAL TICKET FOR ENDURO FANS

One ticket, three difficulty levels: With the Trail Ticket you can experience the best single tracks Davos Klosters has to offer. The ticket also gives you access to the mountain rail system, allowing you to save energy between rides. Take your time to get to know the legendary Davos Klosters rail tour. The blue, red and black routes offer up a lot of fun on the trails as you do so – choose the difficulty level that's right for you.

With that said: happy trails!



RED ROUTE

This bike tour offers experienced bikers attractive single tracks and plenty of metres of descent on excellently-prepared trails. A particular highlight is the section on the legendary Alps Epic Trail Davos.

Difficulty	Medium
Length	69.8 km
Ascent/Descent	↑ 404 m / ↓ 4'207 m
Fitness	★★★★☆☆
Technique	★★★★☆☆
Experience	★★★★☆☆
Landscape	★★★★★★
Ridable	June to October



BLUE ROUTE

A beautiful bike tour which mainly consists of gravel slopes, occasional light ascents and beginner single track passages. This tour is suitable for families and beginners with little single track experience.

Difficulty	Easy
Length	33.1 km
Ascent/Descent	↑ 234 m / ↓ 2'354 m
Fitness	★★☆☆☆☆
Technique	★★☆☆☆☆
Experience	★★★★☆☆
Landscape	★★★★★★
Ridable	June to October



BLACK ROUTE

The ultimate Enduro tour in Davos Klosters for ambitious and experienced bikers. With more than 6,300 metres of descent and 90% of the route consisting of single track, it leaves nothing to be desired. Want even more? Take the "Original Bahnen-tour" on the funicular rail.

Difficulty	Difficult
Length	88.7 km
Ascent/Descent	↑ 634 m / ↓ 6'317 m
Fitness	★★★★★★
Technique	★★★★★★
Experience	★★★★★★
Landscape	★★★★★★
Ridable	June to October





ALPS EPIC TRAIL DAVOS

SWITZERLAND'S LONGEST AND AWARD WINNING SINGLE TRACK

This unique trail was designated the first Epic Model Trail in Switzerland by the IMBA and numbers among the world's best mountain bike trails with 80% of its routes consisting of single track.

At the start, it flows down as far as Sertig Dörfli, whereupon riders are met with the climb to the Rinerhorn. The trails then pass through forests, over meadows and along mountain streams to the alpine village of Davos Monstein, over the Jenisberg and then languidly follow the Landwasser stream as far as Filisur.

Note: Due to the danger of falling rocks, the Zügen Gorge remains closed until further notice. An alternative route for the section via the old Zügenstrasse from Jenisberg to Davos Wiesen has been signalled.

Checklist

- Last beer stop before heaven! Enjoy a local beer from the brewery in Monstein
- Take lunch in the Besenbeizli pub in Jenisberg and enjoy local delicacies
- Photo stop at the impressive Landwasser Viaduct



Highlights

- View from the Jakobshorn across the Sertig Valley on a flowing trail
- Endless single tracks from the Rinerhorn to Monstein
- Increased fun factor due to largely separate bike/hiking trails between Jakobshorn – Sertig – Äbirügg

Route

Jakobshorn – Sertigtal – Ascent to the Äbirügg – Rinerhorn – Nidel Löffel – Hauderalp – Oberalp – Jenisberg – Wiesen Station – Filisur

Distance, elevation gain

- 40,1 km
- 916 metre elevation gain
- 2,401 metres of descent

Best season

July to mid-October



BAHNENTOUR

10,000 METRES OF DESCENT SINGLE TRACKS

The ultimate adrenaline rush. Climb the mountain eight times with eight separate cable cars and lifts before carving your way down almost 10,000 metres on different single tracks – it's no wonder the "Bahnentour" stirs up so much excitement.

You can do a bike tour with almost 10,000 metres of descent if you include rail journeys as part of your tour. The fittest bikers can complete the "Bahnentour" in a day. However, the tour can also be completed in several stages, over two days for example. You're guaranteed the same levels of enjoyment, just with a few more breaks to enjoy the unsurpassed beauty of the nature here with friends.

Checklist

- Never ride the same trail twice and smash 10,000 metres of descent.
- Don't forget: Order a pizza for lunch in advance at the Parsennbahn funicular railway
- Après-Biking at Lake Davos





PISCHA

BIKE TOUR WITH FLOWING DESCENT AND A MAGNIFICENT VIEW OVER DAVOS

The Pischa tour is the secret highlight of Davos Klosters. The tour starts at the entrance of the Dischmatal valley before leading up to the Büelen and onto a single track to Tschuggen in the Flüelatal valley. When it reaches the little church on Tschuggen, the trail climbs steeply and the going gets tough for a while. The climb is much easier on an e-bike, but is still demanding nonetheless. A fun trail leads along the ridge to the Hürelí from the Pischa mountain station. The trail then branches off to the right and flows across alpine meadows towards Drusatscha and Lake Davos.

It is not far to the Davos Adventure Park from Lake Davos where you can review your tour thus far in the “Chalet Velo” restaurant.

Checklist

→ Picnic on the Hürelí

→ Après-Biking with beef skewers in the “Chalet Velo” restaurant

Highlights

- Magnificent views across the Flüela Valley and to Davos and the lake
- The trail follows the ridge as far as the Hürelí
- Descent from the Hürelí to Davos via the Drusatscha
- The climb is much more fun with e-bikes

Route

Davos – Büelen – Färích – Tschuggen – Pischa Mountain Station – Hürelí – Drusatscha – Davos

Distance, elevation gain

- 29 km
- 1,121 meters of climb
- 1,121 meters of descent

Best season

July to October



CHÖRBSCHHORN

ENDLESS MOUNTAIN RIDGE WITH CHALLENGING DESCENT

Highlights

- Trail from the Strela Pass along the ridge with views of Davos and Arosa
- Spectacular descent from the Chörbschhornhütte Lodge over the ridge to Davos
- The Stafelalp Walser settlement enchants all who see it

Route

Davos – Büschalp – Höhenweg – Panorama Trail – Strela Pass – Chörbschhornhütte Lodge – Stafelalp – Frauenkirch – Davos (Alternatively: take the Parsennbahn funicular rail to the top)

Distance, elevation gain

- 26 km
- 1,230 meters of climb
- 1,230 meters of descent

Best season

July to October

The Chörbschhorn is an unassuming summit near Davos, but has one of the longest single track descents in the region.

The ascent to the Schatzalp passes along a forest road. Just before the Schatzalp, the trail branches off towards the high pass. A steep section follows the Büschalp. You ride on single tracks on the Panorama Trail towards the Strela Pass and over the Latschüelfurgga to the Chörbschhornhütte Lodge, which offers magnificent views across the Landwasser Valley. The newly built flowing single track then continues over the Stafelalp towards Davos.

Checklist

→ Enjoy fresh delicacies at the Stafelalp Restaurant

→ Enjoy your own picnic at the Chörbschhornhütte



FLÜELA TOUR

ON THE TRAIL OF THE SWISS EPIC GRAUBÜNDEN

At the Davos Adventure Park, the leisurely climb over Tschuggen to the Flüela Pass begins at an altitude of 2,382 metres above sea level. The Postauto bus service or the legendary “Davos Bike Shuttle” can also be used.

The trail starts at the Flüela Hospiz restaurant (on the Flüela Weisshorn side) and riders can follow the signposts or the rushing Flüela stream down into the valley. The start of the trail is very technical but becomes more flowing the further you ride. The flow really comes into its own after Tschuggen. The legendary Swiss Epic Graubünden multi-stage race led over this section in 2020, a competition which Nino Schurter and Lars Forster won with ease.

The fun Flüela Trail from the pass or even from Tschuggen is very popular as an “after-work” trail (see the “TGIF Run with Friends” every Friday!).



Highlights

- Lake Schwarzsee at the top of the pass
- Combination with the Pischatour (Tschuggen fork)
- Views across the Flüela Valley
- Ultra-flowing lower section

Route

Davos Adventure Park – Tschuggen – Wägerhuus – Flüela Pass (Hospiz) or with the Bike Shuttle – Wägerhuus – Tschuggen – Davos Adventure Park

Distance, elevation gain

- 13 km
- 822 metre elevation gain
- 822 metres of descent

Best season

May to October



KLOSTERS FAMILY TRAIL

THE TRAIL FOR BOTH FAMILIES AND AFICIONADOS

This adventurous family round tour leads over easy-to-ride routes along the sweeping Landquart below Monbiel and onto the heavenly Garfiun Alp. A break is recommended here so that you can enjoy the delicious home-made specialities and the great view on the one hand, and, on the other, to give your children the opportunity to explore the fantastic playground located right next to the Alp.

After a restorative stop, the final six-kilometre stretch of the tour leads along the other side of the Landquart Valley back to Klosters, where this superb family tour ends back at the starting point after about 13 kilometres.

Highlights

- The crossing over the Landquart on the impressive suspension bridge
- A visit to the unique Alp Garfiun restaurant
- The fantastic view towards Vereina and Silvretta

Route

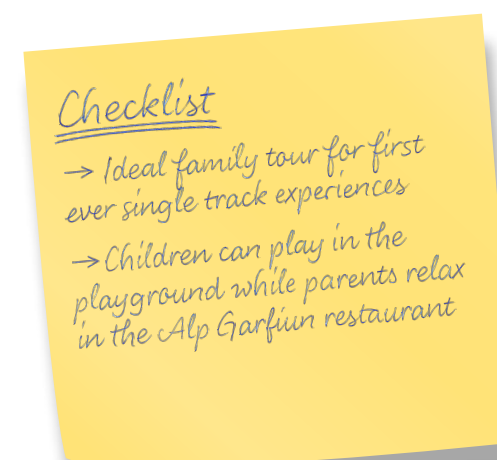
Arena Klosters – below Monbiel – Alp Garfiun – Schwaderloch – Aeuja – Arena Klosters

Distance, elevation gain

- 13.2 km
- 209 metre elevation gain
- 209 metres of descent

Best season

May to November





DAVOS BIKE PARK

FREESTYLERS' MEETING POINT

The bike park has something to offer for bikers of all ages. While advanced riders dare to try the jumps, beginners practice in the skills park or on the pump track. The pump track is asphalted and can be ridden in all weathers with all kinds of sports equipment. This way you learn the basic movements of the sport and improve your coordination and condition.

The humus tableline for beginners provides the best preparation for the larger jumps on the dirt jump line. For advanced riders, these are perfect training opportunities and offer plenty of room for creativity. Good to know: The Davos bike park has a rezi-landing. This soft landing, allows bikers to practise jumps and improve their skills.

If you need a break in between, you can fortify yourself in the in the Chalet Velo restaurant.

davos.ch/adventurepark



GOTSCHNA FREERIDE

THE FLOWING TRAIL FOR OLD AND YOUNG ALIKE

The Gotschna freeride piste has something to offer everyone, whether you are young or old, novice or advanced rider. The fun flowing trail with lots of wooden elements and steep walled curves is winning riders over with its pure biking fun and the moderately steep terrain from the Gotschnaboden down to the valley station of the Gotschna funicular railway.

Many tables, flattened dirt mounds with steep approaches, have been shored up. The combinations of high jumps, hard waves and vertical curves are only suitable for experienced riders. You're the boss on the slope! Attack the obstacles with high flights and loads of style or slowly try out your first jumps.

davos.ch/gotschnafreeride
klosters.ch/gotschnafreeride

Starting point of the tour
Klosters – Gotschnaboden

Destination of the tour
Klosters – Gotschna

Highest point
1,779 m

Lowest point
1,191 m


Distance, duration
• 4,8 km
• 25 min


Features
• Downhill
• Single trail / Freeride
• Magnificent views
• Can be ridden in sections
• Lift ascent





ADRENALIN RUSH FOR FREERIDERS


LEGEND


 Bike Help Point


 Bike Shop


 Bike Park/Piste


 Epic Model Trail von IMBA

 Restaurant

 Cable car

 Gondola

 Chairlift

 Funicular railway



SINGLE TRACK MAP

This map only shows the signposted bike tracks in and around Davos Klosters and the Prättigau. Please refer to the individual mountain biking maps for information on the remaining network of tracks.

Swiss Single Trail Map of Davos Klosters (scale 1:50,000)

Online: davos.ch/bike, klosters.ch/bike, singletrailmap.ch
To buy locally: Visitor Information, Bike Hotels, bookshops and sports shops

Pocket map of Davos Klosters

Available free from all lift and cable car offices and Visitor Information

Download tours

Precise descriptions of the routes, information on the tours and GPS tracks: davos.ch/bike, klosters.ch/bike and trailforks.com.

277 Valcaus	
Starting point	Seewis village
Distance/Elevation	15 km/800 m
Grade/Fitness level	■■■■□□/■■■■□□

278 Danusa	
Starting point	Grüsch
Distance/Elevation	35 km/1,550 m
Grade/Fitness level	■■■■□□/■■■■□□

279 Pendla Trail	
Starting point	Grüsch
Distance/Elevation	9 km/1,250 m downhill
Grade/Fitness level	■■■■■■/■■■■□□

322 World Monument Salginatobel Bridge	
Starting point	Schiers
Distance/Elevation	28 km/1,000 m
Grade/Fitness level	■■■■□□/■■■■□□

323 Alp Valpun	
Starting point	Pany
Distance/Elevation	24 km/1,300 m
Grade/Fitness level	■■■■□□/■■■■□□

324 Fideriser Heuberge	
Starting point	Fideris
Distance/Elevation	23 km/1,350 m
Grade/Fitness level	■■■■□□/■■■■□□

325 Furna Trimmis Alp	
Starting point	Grüsch
Distance/Elevation	53 km/1,800 m
Grade/Fitness level	■■■■□□/■■■■■■

326 Bova	
Starting point	Pany
Distance/Elevation	15 km/600 m
Grade/Fitness level	■■■■□□/■■■■□□

327 Alp Meder	
Starting point	Küblis
Distance/Elevation	20 km/1,150 m
Grade/Fitness level	■■■■□□/■■■■□□

328 Malfeis	
Starting point	Küblis
Distance/Elevation	12 km/560 m
Grade/Fitness level	■■■■□□/■■■■□□

329 Alp Casanna	
Starting point	Klosters
Distance/Elevation	22 km/1,050 m
Grade/Fitness level	■■■■□□/■■■■□□

330 Panorama Ride	
Starting point	Klosters Platz
Distance/Elevation	140 km/6,800 m
Grade/Fitness level	■■■■■■/■■■■■■

331 Alp Garfiun	
Starting point	Klosters
Distance/Elevation	19 km/760 m
Grade/Fitness level	■■■■□□/■■■■□□

333 Swiss Bike Masters	
Starting point	Küblis
Distance/Elevation	120 km/5,000 m
Grade/Fitness level	■■■■□□/■■■■■■

336 Davos Countryside	
Starting point	Davos Wolfgang
Distance/Elevation	24 km/250 m
Grade/Fitness level	■■■■□□/■■■■□□

332 Parsenn	
Starting point	Tourism & Sport Centre, Davos
Distance/Elevation	33 km/1,130 m
Grade/Fitness level	■■■■■■/■■■■□□

334 Clavadel Alp	
Starting point	Tourism & Sport Centre, Davos
Distance/Elevation	15 km/600 m
Grade/Fitness level	■■■■□□/■■■■□□

335 Monstein	
Starting point	Tourism & Sport Centre, Davos
Distance/Elevation	39 km/1,150 m
Grade/Fitness level	■■■■□□/■■■■□□

337 Davos Valley Tour	
Starting point	Tourism & Sport Centre, Davos
Distance/Elevation	26 km/520 m
Grade/Fitness level	■■■■□□/■■■■□□

338 Zügen Gorge	
Starting point	Tourism & Sport Centre, Davos
Distance/Elevation	44 km/1,380 m
Grade/Fitness level	■■■■■■/■■■■□□
21 Prättigau Route	
Regional Cycle Route/Klosters – Sargans	

339 Scaletta Pass – Keschhütte Lodge	
Starting point	Tourism & Sport Centre, Davos
Distance/Elevation	68 km/2,550 m
Grade/Fitness level	■■■■■■/■■■■■■

631 Duranna Pass	
Starting point	Tourism & Sport Centre, Davos
Distance/Elevation	46 km/1,950 m
Grade/Fitness level	■■■■□□/■■■■■■

645 Pischa	
Starting point	Tourism & Sport Centre, Davos
Distance/Elevation	27 km/1,100 m
Grade/Fitness level	■■■■■■/■■■■■■

646 Chörbschhorn	
Starting point	Tourism & Sport Centre, Davos
Distance/Elevation	26 km/1,250 m
Grade/Fitness level	■■■■□□/■■■■□□

647 Rinerhorn/Sertig	
Starting point	Tourism & Sport Centre, Davos
Distance/Elevation	34 km/950 m
Grade/Fitness level	■■■■□□/■■■■□□
90 Grisons Bike	
Regional Cycle Route/Trun – Trun	

FATBIKING

CRUISING THROUGH THE WINTER ON WIDE TYRES

Snow, sand, debris or mud – nothing holds them back. You're guaranteed not to topple over on these modified mountain bikes with tyres up to twelve centimeters wide. Originally invented in Alaska, fat bikes are now also used in winter in Davos Klosters – as 'fun mobiles' on the Pischa. An insight into this alternative sport – currently the next big thing.

Perhaps it's their over-sized thick tyres, sometimes up to 4.8 inches wide to be precise, that makes fat bikes such attention-grabbers. Or perhaps it's the otherwise unusual season for biking. After all, as soon as most people have 'hibernated' their bikes for the winter – that's when the fat bike season starts. Riding enjoyment takes over once

you've got used to their monstrous appearance. So much so that you'll find yourself inwardly wishing that the snow would remain lying. Yes, you've read correctly. Because fat bikes even ride beautifully through deep snow.

An on-trend sport with a 'coolness' factor not to be underestimated

Many people are comparing this new on-trend sport to the early days of snowboarding. Who can remember the days when so many people thought that the boards were more impractical than skis. They totally underestimated the 'coolness' factor. And it's the same with fat bikes. And what's more: alongside a traditional mountain bike, it's like comparing a monster truck with a Fiat Panda – not as agile but ten times more laid-back and significantly wider by contrast. You're guaranteed to find at least one model in every bike shop today. And not just because it looks decorative – because it's great fun too.

By the way: Europe-wide, Pischa is the only region to transport fatbikes by lift/cable car and offer a range of different descents.

davos.ch/fatbike

Fat bike tour on the Pischa

A spectacular fatbike descent with a wonderful view of the Flüela valley awaits you on Pischa:



Tour:

Pischa – Mäderbeiz – Dörfji: 4 km long, difficult

The signposted routes are also used by other winter sports enthusiasts. Please ride considerately!

FATBIKE TIPS

Grip guaranteed

The rear wheel seldom loses grip on the ground when you're climbing – even on snow. Slipping wheels can be quickly corrected downhill. The wide tyres are simply not a great help on ice.

Foresight is everything

While you're riding, always look far ahead. That way you'll always see the obstacles in plenty of time.

Do it like John Wayne

In tricky situations it's essential that you get your upper body down, elbows out and legs wide in true John Wayne style. And don't brake too hard on the front wheel, otherwise you'll end up flying over the handlebars. That's all there is to it. So with these tips in mind – ride on!



BIKE & HIKE

Ideal for long ascents

There are hiking tours in Davos Klosters which are too far for one day. In such cases it is worth a combination of mountain biking and hiking. Longer ascents are no longer a problem – and a speedy return is guaranteed.

If you want to experience the full glory of a mountain, start from the very bottom. A mountain bike or e-bike shortens the time needed for long ascents and flat hiking trails through side valleys. This is also the case in Davos Klosters. The mountain world here is predestined for a «Bike & Hike» adventure. Here you will find some tour tips in Davos and Klosters.

Tour suggestions

Route	Duration	Activity	Tips
Klosters – Alp Sardasca	1.30 h	Bike	Syrup bar on Alp Sardasca
Alp Sardasca – Silvretthütte – Alp Sardasca	3.15 h	Hike	Break or overnight stay in the Silvretta Hut
Alternative: Alp Sardasca – Seetalsee – Alp Sardasca	1.45 h	Hike	
Alp Sardasca – Klosters	0.45 h	Bike	

Route	Duration	Activity	Tips
Davos – Dürrboden	1.30 h	Bike	
Dürrboden – Grialetschhütte – Dürrboden	3.00 h	Hike	Break or overnight stay in the Grialetsch Hut
Dürrboden – Davos	0.45 h	Bike	

Route	Duration	Activity	Tips
Davos Platz – Frauenkirch – Sertig Sand – Chüealp	1.50 h	Bike	
Chüealp – Sertigpass – Chüealp	2.30 h	Hike	Scanning the lookout master code on the Sertig Pass
Chüealp – Sertig Sand – Davos Platz	1.00 h	Bike	

BE NICE TOGETHER!

Sometimes you would rather be alone on the hiking trail. But you're not. That's why you have to you have to come to terms with the others. It is not that difficult, and nobody really objects to a smile and a smile back. So:

- ✓ You make yourself known with the bell early enough
- ✓ You always let the walkers the right of way
- ✓ You pass at walking pace or descend briefly

STAY CLEAN!

Actually, there is no need to reiterate things that everyone already knows. On the other hand, it does no harm. And there are always black sheep who have to be told everything twice. But actually, you don't have to reiterate things that everyone already knows.

- ✓ You close all pasture fences
- ✓ You take your waste with you
- ✓ You don't block the rear wheel when braking, this ruins the path.

THE MAIN THING IS TO BE READY!

Suddenly it rains and you have a flat tyre in the middle of the alpine roses. At 2500 metres. It's already half past six in the evening. Your mobile phone is in your hotel room. And your colleague has already driven down to the valley. We wish you a good evening!!

- ✓ You inform yourself and plan your tour conscientiously
- ✓ You adapt your equipment
- ✓ You are also prepared for minor emergencies



The longest path separation in Switzerland



On the popular route from Jakobshorn via Sertig to Rinerhorn, hikers and bikers will go separate ways in future. This is made possible by the longest separation of a bike and hiking trail in Switzerland. The construction work is almost complete, and this The last one and a half kilometres will follow this summer.

If you ride up almost 1,000 metres in altitude from Jakobshorn to Filisur and down even more, you are on the over 40-kilometre-long “Alps Epic Trail Davos”. The trail showpiece par excellence. Because the well-known mountain bike route in the Davos Klosters destination is the first and so far the only one in Switzerland to have been designated an «Epic Trail» by the international mountain bike organisation “IMBA”.

Its inclusion in the Olympus of the best mountain bike trails has increased its popularity enormously within a short time. No wonder: only three other routes in Europe have received this award so far.

Popular route, different needs

Part of this trail runs along the path from Jakobshorn to Sertig and up to the Rinerhorn, which is also very popular for hiking. In the summer months of June to October 2019 alone, 21,000 hikers and 9,800 bikers were counted on this route. And the trend is upwards. So it's sometimes like shopping before holidays or in the «rush hour» of commuting: wherever people get too close, they get into each other's hair. Bikers, for example, want to ride single trails

without constantly slowing down. Hikers, on the other hand, want to enjoy nature without having the feeling that someone is constantly approaching from behind. Time for a trail separation.

Leading the way again

Last summer, construction work began. «It was a rocky road that demanded a lot of patience and talks. That makes it all the more gratifying that we are now offering added value for hikers and bikers. It also shows that we take the concerns of both groups very seriously,» says Reto Bransch, Director/CEO of Destination Davos Klosters. As this is

the longest separation of this kind in Switzerland to date, Davos Klosters is once again taking on a pioneering role in the bike sector. The new trail sections are a total of 8.2 kilometres long. The trail is laid out so that it always runs a few metres above the mountain bike trail.

While bikers used to have to pass hikers on the same trail, in future hikers and bikers will only share paths on short sections. And the most important thing: the trail character is preserved. For the construction, stones were used on site and removed surface layers were used for the renaturation of wild paths.

Faster than planned

Talking about construction: The path separation progressed faster than planned last summer. Work on the Jakobshorn side has already been completed, and on the Rinerhorn side, the section from Sältenüeb to Sertig Dörfli is also finished. Not much remains for this summer: only a short section of one and a half kilometres is still outstanding. Trail use is still possible under the instruction of the construction staff. With this in mind, happy trails!





“I can't imagine a better training base.”

Sina Frei is being held up as the new high-flyer in mountain biking. The newcomer and ambassador for Davos Klosters talks about her greatest successes so far, her goals for the immediate future and her training base in the Alps' single track paradise in an in-depth interview.

Hello Sina! In 2021 you won silver at the Olympic Games and gold and bronze at the World Cup. We're still rubbing our eyes in amazement.

How are you feeling?

Yes, that happened faster than planned. The Olympics had always been my great dream. I was as surprised as anybody else that everything came together perfectly on the all-important day and that I took silver. There was no holding me back after that medal. My motivation received a tremendous boost and I had even more self-confidence than before. So I was absolutely flying when I started at the World Championship in Val di sole.

You were already able to celebrate such great successes in your third year at elite level. How are you feeling?

I don't think I was on many people's radar. As a newcomer, I continue to have great respect for my competitors. So I have no reason to stand out and feel like a superstar.

But have the pressure and expectations already increased?

I haven't put any pressure on myself. I'd had real highlights with three medals at major events and didn't have to prove anything to myself. But expectations will be different next season. I have to learn to deal with them.

How did you experience the Cape Epic in South Africa? It is considered the toughest two-person multi-stage race in the world.

The Cape Epic was special for me and I'm glad I took part in the race. It was a huge adventure that deepened my friendship with my team partner Laura Stigger. We travelled to South Africa some time before to train. We understand both each other and the trails perfectly and have absolute trust in one another.

That must have been an important part of your recipe for success given a team has never won all eight sections of the track before. You were also the youngest team ever to win in South Africa. How did this epic performance come about?

The Specialized Team was perfectly prepared and we had a huge amount of support. The team set-up was just right. I've a little anecdote on that actually: there were people next to the track telling us to let our rivals win at least one stage. But we didn't travel to the desert to hand out gifts (laughs).



If you had to name a personal highlight, what would it be?

That's tricky. It's between Olympic silver and the short track world title.

Why those two?

The Olympics only takes place only every four years and the emotions I experienced at the finish line were indescribable. I'd include the short track title at the World Cup because I managed to make a bold overtaking manoeuvre in the last round. I went to the limit and risked everything.

What was going through your mind when you reached the finish line at the Olympics?

An intense sense of happiness and a huge release at the same time. The fact that I was then able to share these emotions with my team-mates was the crowning glory. Not only did we win Olympic medals, we also wrote a new chapter in Swiss sports history. It took some time for all this to sink in for me.

There are always athletes who fall into an emotional hole after such a great success. Are you familiar with that feeling?

Fortunately not. Quite the opposite, in fact. I was even more motivated than before. I was already eyeing up my next goals, such as the World Cup. There wasn't any time for reflection.

What are your next goals?

World Cup victories, a podium in the Overall World Cup or the World Championships next year. I'm still young and I won't run out of goals any time soon.

The partnership with Davos Klosters has been ongoing since 1 June 2021. You had already been a regular guest with us beforehand. What kept bringing you back here?

Oh that's an easy one: it's the varied and natural single tracks that make Davos Klosters so exciting for mountain bikers. The trails are always in perfect condition as well. And then there are the memories: I

regularly travelled with my parents in Davos Klosters as a young child. So there's an emotional connection there. And that's why I can't imagine a better place to train.

Has Davos Klosters played a role in your most successful season yet?

Undoubtedly. I did part of my preparation for the season here. The varied trails were very motivating and I was able to prepare for different events during the training sessions. It was a lot of fun for me – and fun is one of the most important training factors, especially when biking.

What's your insider trail hint for Davos Klosters?

The Alps Epic Trail Davos. Only it's not an insider tip any more, unfortunately. But seriously, the trail is truly unique. It definitely has some

of the most beautiful single tracks that the Alpine region has to offer. What makes this trail so special? At around 40 kilometres it is very long and the panoramic view on the way from Jakobshorn to Filisur is very special. The Alps Epic Trail Davos is a pure mountain bike trail with everything a track needs: roots, stones and curves. It also combines the beauty of nature with mountain biking. Just the way I like it!

One topic of conversation in the mountains is the way in which walkers and bikers coexist – how do you see it?

I think it's good that mountain bikers are allowed to use the hiking trails in Graubünden. If both parties act considerately towards one another and we bikers slow down each time we pass someone and say a friendly "Hello", hikers

appreciate that. I've experienced that myself.

Have you had any negative experiences?

I have – but as long as I am friendly and considerate myself, then I can't be accused of anything.

Do people recognise you on the trails sometimes?

Now and again. Most of the time people just encourage me to go faster!

How much time do you spend in Davos Klosters?

As much as possible, provided that the weather is good enough and there isn't any snow. And occasionally during the breaks between races. Davos Klosters is not only the perfect training base for me, it is also a place to recharge my batteries.

And finally: there are more and more e-bikes around. What's your opinion on that as a professional mountain biker?

Honestly? I have one myself. I find an e-bike very practical if I want to take a leisurely ride in the evening. It allows me to ride double the normal distance in the same amount of time. And an e-bike is still an effective way to train.

About Sina Frei

Sina Frei (*1997) is a Swiss professional mountain biker. She has ridden at elite level since 2019. In 2021 she celebrated great success early on in her young career: she won silver at the Tokyo Olympic Games, gold and bronze at the UCI World Championships in Val di sole, Italy, and overall victory at the Cape Epic in South Africa together with her team partner Laura Stigger. Sina Frei has been an ambassador for Davos Klosters since the beginning of June 2021. She uses this single track paradise in the Alps as a training base and as a source of strength to recover between competitions.

sinafrei.ch



BIKE EVENTS

RIDE THE NIGHT

11 MARCH 2023

The classic mountain bike race on snow for experienced mountain bikers. The aim of this fun competition is to complete the illuminated valley run on the Rinerhorn in the shortest possible time. Participants can ride the route as often as they like between 6.30 p.m. and 9.30 p.m. Fun and action are guaranteed. // bike-academy.ch/ride_the_night

ROCK THE BOCK

23 TO 25 JUNE 2023

The cable cars and the biking season will open with “Rock the Bock” on the trails at Davos Klosters across the weekend of 23 to 25 June 2023. In short, shred some trails, attend some training workshops and enjoy some beers and a barbecue to finish the day. Perfect for every MTB fan! // davos.ch/rock-the-bock

ENDURO CAMP – LADIES ONLY!

30 JUNE TO 2 JULY 2023 // 22 TO 24 SEPTEMBER 2023

These extended weekends are purely a «women's thing»! Okay, maybe there's a good-looking guide from the Bike Academy Davos, but the group in Level 2 or 3 consists only of (max. six) women. The Hotel Grischa shows the participants the best single tracks in the Davos Klosters destination over three days. And of course, there's no shortage of cosy get-togethers and culinary delights. // hotelgrischa.ch

ÖKK BIKE REVOLUTION

7 TO 9 JULY 2023

ÖKK BIKE REVOLUTION heralds a new era in Swiss mountain biking. The race series sets new standards for amateur and professional athletes. The unforgettable participant experience, modern formats and the pronounced community spirit shape the revolutionary bike events. You too can become part of this unique event series in Davos in July 2023. // bike-revolution.ch

MS SPORT FAMILY BIKE CAMP

24 TO 28 JULY 2023

The MS Sport Family Bike Camp in Davos Klosters gives every bike-mad kid the opportunity to learn new cycle skills during four intensive, instructive and exciting days. Small tours in the area are also part of the action-packed program. Let's rock! // mssports.ch/bikecamps

SWISS DIRT SERIES

29 JULY 2023

Dirt Jump Contests in the best Swiss Dirt Jump Parks and FMB Bronze Contest for all. The meeting point for all dirt jumpers with 3 categories: Women, U15 and Open. As the Tour de Suisse of the dirt jumpers, the Swiss Dirt Series challenges the scene. Each stop of the Swiss Dirt Series is an FMB event. The dirt jumpers can compete with international riders and receive valuable points for the series. Rookie prizes will be awarded for the younger riders. // flyingmetal.ch/swiss-dirt-series

SPAR SWISS EPIC

15 TO 19 AUGUST 2023

The SPAR Swiss Epic is a challenging, multi-day stage race against the backdrop of the breathtaking Grisons Alps. Riding in teams of two, professionals and passionate amateur mountain-bikers alike have the opportunity to experience biking in its original form whilst discovering the seemingly endless and magical single tracks in Davos Klosters, Lenzerheide and St. Moritz. An unforgettable mountain biking experience in the heart of the Swiss Alps. // swiss-epic.com

GRISCHA TRAIL RIDE

24 TO 27 AUGUST 2023

This unique trail riding competition is aimed at bike teams who don't just want to race against the clock. Joint route planning on the evening before and the experience of being out in nature on the day of the race are just as much fun. This event is a “must” for all single track hunters who love or would like to get to know the trails around Davos, Klosters, Lenzerheide and Arosa. // grischatrailride.ch

MONDRAKER ENDURO TEAM

7 TO 9 SEPTEMBER 2023

The thrills and spills are second to none as part of this enduro event in blind racing mode. The joint result is the decisive race time. Team work and good tactics are just as important as fast riding on the trails. In addition to the well-known two-person teams, the organisers are also launching a FUN TEAM category in which teams of three to six people can ride together. // enduro-team.ch

EVENT AND RACE SERIES «ÖKK BIKE REVOLUTION» COMES TO DAVOS

The mountain bike race series «ÖKK BIKE REVOLUTION» stops in Davos. It brings the mountain bike top cracks around the reigning world champion Nino Schurter to the highest city in the Alps. At the same time, up-coming talents and all those who enjoy their free minutes on mountain and e-bikes can also compete.

Davos will be the new host city of the ÖKK BIKE REVOLUTION. At the race series, top bikers and the big names of the cross-country scene compete against the rivals in their respective categories. From 7 to 9 July 2023, they will be at the start in Davos for the first time.

For professionals and everyone who enjoys biking

However, the event and race series is not only about the professionals competing for victory in Davos. The focus is on a strong community spirit. In addition to the world-class bikers, fun riders and young talents compete in various categories that ensure fair cross-country races for everyone. On the Gusto Rides, bikers can discover the most beautiful places in Davos and in the Landwasser Valley. Whether beginners, advanced bikers, families or e-bike enthusiasts: on the various routes you can get to know and experience the highlights of the destination.

World champion moments in Davos

Nino Schurter, Olympic mountain bike champion and multiple world champion, launched the race series together with biking legend Ralph Näf in 2022. The goal: to combine

top-level and leisure sports as well as the promotion of young talent. Up to now, there have been three events in the series in Switzerland, and now a fourth and fifth event will be added in Davos and Engelberg. The organisers can look back on an unforgettable inaugural year with emotional moments and attractive events. At the last race of last season, Nino Schurter, Pauline Ferrand-Prévot, Simone Avondetto and Monique Halter were the four reigning world champions in their respective categories. The specta-

cular battle for the overall ranking was won by the current overall World Cup winner Alessandra Keller and the Frenchman Titouan Carod.

Event Village with Bike Expo

In Davos, such a competition of giants can also be experienced at first hand in July. Those interested in biking will also meet the pros in the Event Village. And at the ÖKK Pump Track Challenge, they can not only prove their skills, but also compete with top athletes. The manufacturer will be exhibiting their latest (e-)bikes and components from the hottest brands, including test opportunities. Emotions, experiences and epic adventures on and off the trails: Be there in Davos in July 2023 – #jointherevolution!





ROCK THE BOCK

The Bike & BBQ Festival Davos

23 to 25 June 2023

Mountain railway and
Bike Opening Weekend



davos.ch/rock-the-bock

DAVOS KLOSTERS PREMIUM CARD

ONE GUEST CARD, MANY BENEFITS

Guests can enjoy numerous benefits starting from a single commercial overnight stay in a hotel, vacation apartment or group accommodation:

Summer guest programme

Numerous free and discounted activities

davos.ch/guest-programmes // klosters.ch/guest-programmes

Davos Klosters cable cars, mountain railways and lifts

Heavily discounted tickets

Public transport network – free¹

[Rhaetian Railway²](#)

Free rides between Klosters Dorf and Filisur (2nd Class, excl. bike transport)

[Local public transport in Davos](#)

Free travel (excluding side valleys and Davos Wiesen)

[Local public transport in Klosters](#)

Free travel

Public Transport – Day Ticket¹

[Local public transport in Davos](#)

Side valleys (Dischma, Sertig, Monstein) and Davos Wiesen

[Individuals](#)

– Day ticket CHF 10.00

– Children CHF 5.00

– Half-fare rate CHF 5.00

¹ For precise details see davos.ch/premium or klosters.ch/premium

² The Premium Card is not valid on the Bernina or Glacier Express

davos.ch/premium // klosters.ch/premium

Davos and Klosters cable cars, mountain railway and lifts

The Premium Card offers guests unbeatable prices for lift and cable car tickets from their arrival to their day of departure:

Ticket	Low season			High season (July 22 – August 27, 2023)		
	Adult	Children / Youth. (6 – 17 years)	Children (0 – 5 years)	Adult	Children / Youth. (6 – 17 years)	Children (0 – 5 years)
Uphill and downhill ride (1 mountain) ³	CHF 12.00	CHF 6.00	free of charge	CHF 18.00	CHF 9.00	free of charge
Day ticket (several mountains) ³	CHF 18.00	CHF 9.00	free of charge	CHF 25.00	CHF 13.00	free of charge
Uphill and downhill ride (Schatzalp) ⁴	CHF 8.00	CHF 4.00	free of charge	CHF 8.00	CHF 4.00	free of charge
Bike transport ⁵	CHF 21.00	CHF 21.00	CHF 21.00	CHF 21.00	CHF 21.00	CHF 21.00

Subject to change

³ Valid on the following mountains of Davos Klosters Mountains and Klosters-Madrise Bergbahnen AG: Jakobshorn/Davos, Rinerhorn/Davos, Parsenn/Davos, Gotschna/Klosters, Madrisa/Klosters. Parsenn/Davos and Gotschna/Klosters are considered two different mountains in summer.

⁴ Schatzalp: Purchase of discounted day tickets is not possible with the Premium Card.

⁵ When booking directly at the bike hotel, bike transport is included with Davos Klosters Mountains (if offered, please book the bike package).

davos.ch/mountains // klosters.ch/mountains



BIKE SHUTTLE DAVOS

COMFORTABLY TO THE BEST TRAILS

- From 1 May to the first snowfall in autumn:**
- CHF 10.00 per person / trip (Davos region)
 - CHF 15.00 per person / trip to Wiesen (min. CHF 60.00 per trip)
 - Individual times and meeting points by arrangement

- Suggested tours with the Bike Shuttle:**
- Flüela Hospice – Wägerhus – Tschuggen – Pische – Drusatscha – Färich
 - Davos Monstein – Jenisberg – Davos Wiesen – Filisur (section of the “Alps Epic Trail Davos”)
 - Davos Wiesen – Leidsboden – Filisur – Schönboden – Davos Wiesen (ideally in the spring)

Registration:
Phone +41 81 417 07 07 or +41 79 668 56 50
(Kessler’s Kulm Hotel, Davos Wolfgang)



TGIF-Run with friends
“Thank god it’s Friday run” means heralding in the weekend with friends on an ‘after-work’ tour with the Bike Shuttle. It’s the only way to start a real biking weekend!

BIKE GUIDES

OUT AND ABOUT WITH THE LOCALS

Wouldn’t you love to enjoy a day’s biking without having to plan extensively? Then simply sign up for a guided tour. Local guides will show you unique places, insiders “tips” and “hidden tracks” in the Destination Davos Klosters and Prättigau region.

ANDRIST Bike, Shoes & Lifestyle	Bahnhofstrasse 10, Klosters Platz	+41 81 422 55 88	andrist-sport.ch
Bike Academy Davos GmbH (Bahnhof Dorf)	Bahnhofstrasse 8, Davos Dorf	+41 81 420 72 20	bike-academy.ch
Bikeschule Klosters	Bahnhofstrasse 4, 7250 Klosters	+41 81 410 28 28	bikeschuleklosters.ch
Fullmoons GmbH	Promenade 127, Davos Dorf	+41 81 420 14 77	fullmoons.ch
Inandout Sport & Events GmbH	Clavaderstrasse 5, Davos Platz	+41 81 413 08 88	inandout.ch
Ride and Smile	Gäuggeliweg 43, Klosters	+41 81 543 10 87	ride-and-smile.ch

BIKE SHOPS

THE REGION’S EQUIPMENT SPECIALISTS

The innovative bike shops in the Destination Davos Klosters and Prättigau region offer excellent service and also professional advice on everything relating to bikes and biking. They also have a wide range of hire bikes available.

* Bike Academy Davos GmbH (Bahnhof Dorf)	Bahnhofstrasse 8, Davos Dorf	+41 81 420 72 20	bike-academy.ch
* Ivans Velosport (Specialized Concept Store)	Talstrasse 22, Davos Platz	+41 81 413 39 09	ivansvelosport.ch
2 Radfachgeschäft Metz	Talstrasse 28, Davos Platz	+41 81 413 51 32	metzdavos.ch
Bikeshop Corona	Talstrasse 29, Davos Platz	+41 81 413 44 12	
Bünda Sport	Museumstrasse 2, Davos Dorf	+41 81 416 72 22	buendasport.ch
Fullmoons GmbH	Promenade 127, Davos Dorf	+41 81 420 14 77	fullmoons.ch
Ochsner Sport	Promenade 45, Davos Platz	+41 81 413 15 10	ochsner-sport.ch
ANDRIST Bike, Shoes & Lifestyle	Bahnhofstrasse 10, Klosters Platz	+41 81 422 55 88	andrist-sport.ch
Bardill Sport	Talstation Gotschnabahn, Klosters Platz	+41 81 422 55 00	bardill-sport.ch
H. Obrist GmbH	Doggilochstrasse 31, Klosters Platz	+41 81 422 12 21	obrist-klosters.ch
Velo Flütsch	Industriestrasse 14, Küblis	+41 81 330 53 30	velofluetsch.ch

BIKE RENTAL

* Mietcenter Bike Academy Davos GmbH	Promenade 157, Davos Dorf	+41 81 420 72 22	bike-academy.ch
* Mietcenter Bardill Sport	Talstation Gotschnabahn, Klosters Platz	+41 81 422 55 00	bardill-sport.ch
Bünda Sport	Museumstrasse 2, Davos Dorf	+41 81 416 72 22	buendasport.ch
Ettinger Sport	Promenade 153, Davos Dorf	+41 81 410 12 12	ettinger.ch
Ochsner Sport	Promenade 45, Davos Platz	+41 81 413 15 10	ochsner-sport.ch
ANDRIST Bike, Shoes & Lifestyle	Bahnhofstrasse 10, Klosters Platz	+41 81 422 55 88	andrist-sport.ch
H. Obrist GmbH	Doggilochstrasse 31, Klosters Platz	+41 81 422 12 21	obrist-klosters.ch
Velo Flütsch	Industriestrasse 14, Küblis	+41 81 330 53 30	velofluetsch.ch

* Also open on Sundays in the high season. Exact opening hours can be found on the bike shops’ websites.

PLAN & BOOK

EVERYTHING FOR A PERFECT BIKING EXPERIENCE


MAPS

Bike maps for the Davos Klosters alpine single track paradise are available in paper form or online as a PDF download file.

Swiss Single Trail Map

The Swiss single track maps are renowned Swiss mountain bike maps with a scale of 1:50,000 and are printed on special tear-proof and waterproof paper. The maps provide an extensive network of trails for mountain bikers showing three levels of difficulty. The Swiss single track map for Davos Klosters is available from all tourism offices, at the valley stations of the funicular railway/cable cars, in bike shops and in our holidays store for CHF 18.50.

davos.ch/ferienshop
klosters.ch/ferienshop



Single Trail Book

The best and most attractive mountain bike tours in Davos Klosters and the Prättigau Valley – presented by Thomas Giger. All the tours are presented in detail and can be easily followed using the integrated map. GPX tracks included. Available for CHF 29.00 from Ride.

ride.ch/shop



Davos Klosters Bike Map

The Bike Map provides a quick overview of the Davos Klosters single track paradise. It fits perfectly in your pocket and is available for free from all information offices or as a PDF download.

davos.ch/maps
klosters.ch/maps



TOUR PLATFORMS

Apart from davos.ch/bike and klosters.ch/bike, which are continuously updated by the Davos Klosters resort, we also recommend the following tour platforms to guarantee the optimal planning of your trip:

outdooractive

TRAILFORKS

komoot

BUDDY

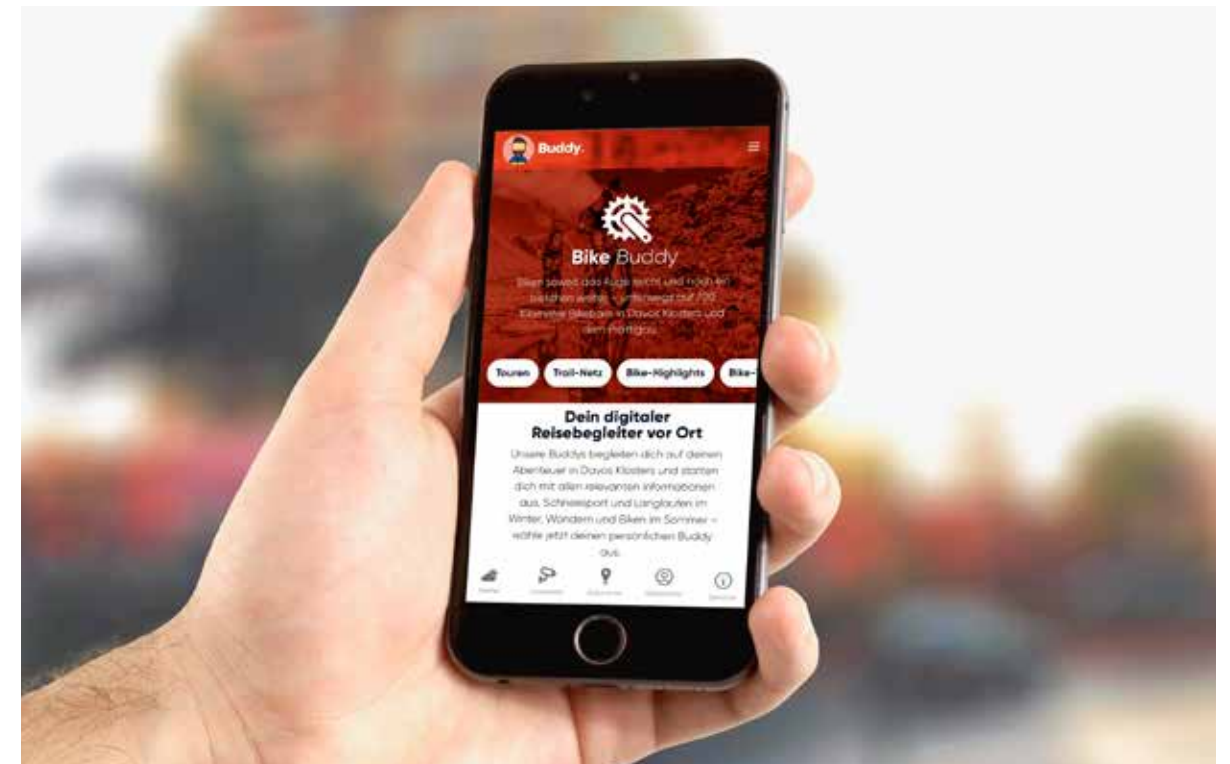
The Buddy is our new travel guide and your digital friend on site. He accompanies you on your biking adventures in Davos Klosters and always provides you with all the relevant information. From maps and reports about events and bookable experiences to possibilities for rental equipment and bike lessons as well as restaurants in your area - everything at the click of a button.

Are you curious about Buddy, our browser-based app (no app download required)? Scan the QR code on the right and get started!

davos.ch/buddy
klosters.ch/buddy



Browser-based app





BIKE HOTEL LABEL

TAILORED TO THE NEEDS OF MOUNTAIN BIKERS

Bike hotels in the Davos Klosters resort have to meet certain criteria:

Service:

- Bike cleaning area with hosepipe
- Lockable bike store
- Workshop for carrying out your own minor repairs
- Free washing service for bike clothing
- Provision of professional bike guides and advice on tours

Catering:

- Hearty breakfast buffet and evening meal tailored to riders' appetites
- Packed lunches can be provided (at a small surcharge)

Special offers when staying one or more nights:

- Trail Days – free bike guide for day tours on Fridays and Saturdays from the end of June to the end of September (see page 47 for details)
- The day ticket for bike transport is included on the Davos Klosters mountains if you book directly at the bike hotel (if available, please book the flat-rate for bikes)
- 10% discount on rental equipment from the Bike Academy Davos

Further information:

davos.ch/bikehotel
klosters.ch/bikehotel



TRAIL DAYS

FREE GUIDED BIKE TOURS

Discover the single track paradise of Davos Klosters with a local guide. There is an „advanced“ group and an „expert“ group.

Participation is free for guests of the Bike Hotels! Free of charge!

Friday and/or Saturday
from July to October
9.00 – approx. 16.00 hrs.
Meeting place: Bike Academy

Bahnhofstrasse 8, 7260 Davos Dorf
Phone +41 81 420 72 20
info@bike-academy.ch
bike-academy.ch

BIKE HOTELS DAVOS KLOSTERS

GRISCHA – DAS HOTEL DAVOS ★★★★★



Modern and stylish bike hotel directly adjacent to the Jakobshorn cable car station and close to Davos Platz railway station with a range of restaurants, sun terrace and cosy bar & lounge. "A warm welcome!"

Talstrasse 3, 7270 Davos Platz
Phone +41 81 414 97 97
info@hotelgrischa.ch, hotelgrischa.ch

AMERON DAVOS SWISS MOUNTAIN RESORT ★★★★★



The Ameron Swiss Mountain Hotel Davos lies in the very heart of Davos opposite the Convention Centre. This central location provides an ideal starting point for your bike tours.

Sclaettastrasse 22, 7270 Davos Platz
Phone +41 81 544 19 19
info@ameron-hotel-davos.ch, ameron-hotel-davos.ch

HARD ROCK HOTEL ★★★★★



In the Hard Rock Hotel Davos, the power of rock 'n' roll meets the beauty of the Swiss Alps to deliver an unforgettable experience. Put us on your charts today, grab your mountain bike and explore countless tracks with spectacular views.

Tobelmühlestrasse 2, 7270 Davos Platz
Phone +41 81 415 16 00
info@hrhdavos.com, hardrockhotels.com/davos


SOLARIA SERVICED APARTMENTS ★★★



Located at the entrance to the Dischma Valley, SOLARIA has a comprehensive range of SERVICED APARTMENTS & HOUSES. Cooking facilities in all apartments. Wi-Fi included. The spacious Solaria is family-owned and is managed with plenty of passion.

Solariastrasse 4a, 7260 Davos Dorf
Phone +41 81 416 35 35
info@solaria.ch, solaria.ch

KESSLER'S KULM ★★★



Perfectly situated in the middle of countless bike tracks, the Kessler's Kulm welcomes guests amidst the most wondrous alpine scenery. Countless cosy rooms and the sun terrace encourage you to linger awhile. A sauna in the fully glazed cabin with mountain views on the roof of the hotel rounds off the day.

Prättigauerstrasse 32, 7265 Davos Wolfgang
Phone +41 81 417 07 07
info@kessler-kulm.ch, kessler-kulm.ch

HOTEL DISCHMA ★★★



The Hotel Dischma and restaurants are located centrally between the Jakobshorn cable car and Parsenn funicular. Head off on bike tours of all kinds and in all directions from here. The wellness zone with sauna, steam bath, cold bath and quiet rooms invites guests to relax and unwind. Free Wi-Fi.

Promenade 128, 7260 Davos Dorf
Phone +41 81 410 12 50
hotel@dischma.ch, dischma.ch

HOTEL STRELA ★★★



Centrally located and yet enjoying a tranquil and sunny position, the Hotel Strela offers an ideal starting point for excursions up into the mountains.

Obere Strasse 39, 7270 Davos Platz
Phone +41 81 417 67 77
hotels@mountainhotels.ch, mountainhotels.ch

HOTEL OCHSEN 2 ★★★



Everything you need: superior 3-star comfort in modern double rooms with free Wi-Fi and a hotel bar in a central location. The hotel is located right next to the Jakobshorn cable car.

Talstrasse 12, 7270 Davos Platz
Phone +41 81 417 67 77
hotels@mountainhotels.ch, mountainhotels.ch

BIKE HOTELS DAVOS KLOSTERS

HOTEL OCHSEN ★★



Simple bike holidays in the centre of Davos with free Wi-Fi and a fine dinner in the hotel's own steakhouse.

Talstrasse 10, 7270 Davos Platz
Phone +41 81 417 67 77
hotels@mountainhotels.ch, mountainhotels.ch

DAVOS YOUTHPALACE



The Davos Youthpalace youth hostel welcomes you in style in a converted sanatorium directly on the trails with great views over the Bündner mountain peaks. Meet in the bar to round off a successful day spent riding the rapid downhill trails.

Horlaubenstrasse 27, 7260 Davos Dorf
Phone +41 81 410 19 20
davos@youthhostel.ch, youthhostel.ch/davos

SPENGLERS INN DAVOS



Spenglers Inn offers simple en suite rooms with free Wi-Fi in a central location. You can reach the Jakobshorn or the Schatzalpbahn in just a few minutes.

Tobelmühlestrasse 2, 7270 Davos Platz
Phone +41 81 415 16 00
info@spenglersinn.ch, spenglersinn.ch

SPORT-LODGE KLOSTERS



A simple bike hotel with double rooms, family rooms and apartments with kitchen in a sporty location and with an invigorating garden seating area. Typical Swiss "Zmorgen" breakfast with lots of options. You're guaranteed plenty of tips and recommendations about biking.

Doggilochstrasse 36, 7250 Klosters
Phone +41 81 422 12 56
welcome@sport-lodge.ch, sport-lodge.ch

DESTINATION DAVOS KLOSTERS

davos.ch/bike // info@davos.ch
+41 81 415 21 21

klosters.ch/bike // info@klosters.ch
+41 81 410 20 20

facebook.com/DavosKlostersBike
instagram.com/DavosKlosters



Publishing information

Photos

Martin Bissig (1, 2-3, 4-10, 12-13, 14, 16, 19, 31, 32, 34-35, 39, 42, 50-51), Social Media Kanäle DDO (2-3), Christian Ege-Imair (15, 17), Supertrail Guide/Manuela Huber (18), Da-vos Adventure Park (20-21), Remo Bruehlhart/daluz.li (22-23), Seya Eggler (27), DDO/Andri Flury (28), Graubünden Ferien (29), Trail Crew (30-31), ÖKK Bike Revolution (38-39), Rock the Bock (40)

Texts

Destination Davos Klosters.
Text Hüttentour-Reportage:
Franz Thomas Balmer


Publisher

Destination Davos Klosters,
Talstrasse 41, 7270 Davos Platz

Disclaimer

No liability will be assumed for misprints, errors or omissions in this issue.





Passion creates progress.
The fully electric Audi RS e-tron GT.



Future is an attitude

Audi RS e-tron GT, 598 HP, 21,1 kWh/100 km, 0 g CO₂/km, category B

